



Enhanced Participation - Societe Generale

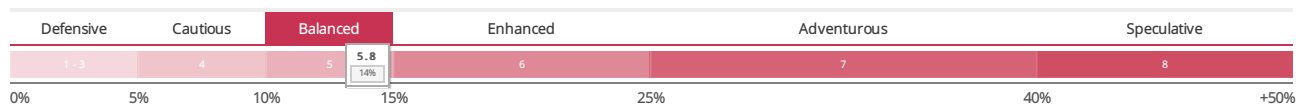
Product Description

- Soft capital protection 60% European
- 5 times any growth in the index starting from 90% of its Initial Level up to a cap of 60.0% which is reached if the index is at 102.0% of its Initial Level

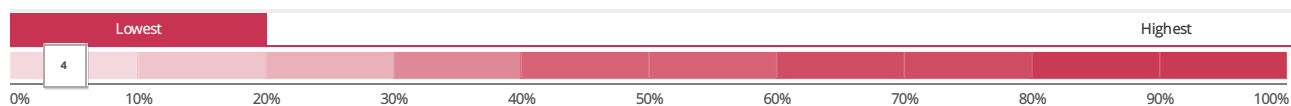
		Prices	Current Level
Underlying	FTSE100	Note Bid	N/A
Product Type	Enhanced Participation - Supertracker	Note Offer	N/A

Overview

IPR Risk [Volatility]



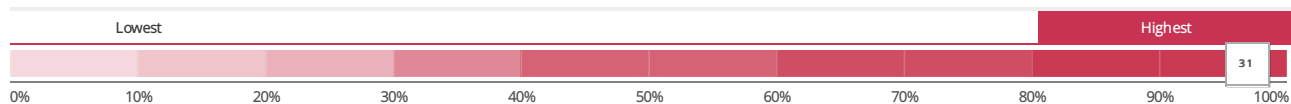
Chance of Loss



IPR Return (Annualised)



Chance of Gain



General Information

Wrappers

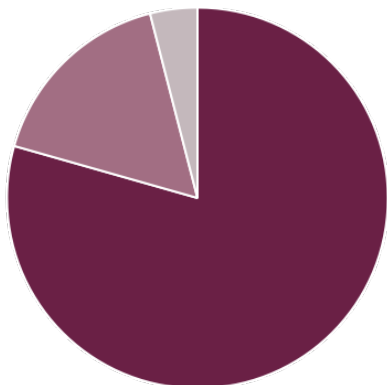
ISA	Yes	Target Market	Security
Pension	Yes	Tax treatment	CGT
General Investment Account		Complexity	High
Offshore Bond			

Simulated Investment Outlook

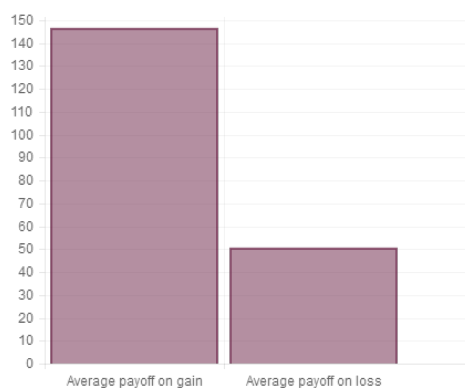
Expected Profit or Loss

	Simulated Probability	Historic Probability	Annualised Return	Average Payoff
Gain (excl. Red. at face value)	96.0 %	100.0 %	7.5 %	146.7 %
Loss (excl. Red. at face value)	4.0 %	-	-10.3 %	50.7 %
Redemption at face value	16.6 %	-	0.7 %	100.0 %
Chance of Barrier Hit	4.0 %	-	-10.3 %	50.7 %

Simulated Outcome Probability



Average Payoff



Event	Date	Level	Market		
			Probability	Payoff	Annual Return
Return of Capital 2023-05-05	05-May-2023	100%	16.6 %	100.00 %	0.7 %
Capped upside 2023-05-05	05-May-2023	At or above 102.0 %	70.0 %	160.00 %	9.1 %
Upside to cap 2023-05-05	05-May-2023	At or above 90.0 %	9.4 %	130.15 %	5.3 %
Downside 2023-05-05	05-May-2023	60.0 %	4.0 %	50.72 %	-10.3 %

Risk & Returns

Return

	Market	Market & Issuer	Historic
Expected arithmetic return (IRR)	7.0%	6.4%	8.0%
Compound expected return (CAGR)	6.5%	5.5%	7.8%
The chance of gain is	96.0%	90.3%	100.0%
Conditional gain	7.5%	7.5%	8.0%
Expected return if there is a gain (% p.a.)	7.5%	7.5%	8.0%

Risk

	Market	Market & Issuer	Historic
What is the chance of a loss?	4.0%	9.7%	0.0%
If there is a loss, what is the expected return?	-10.3%	-9.2%	0.0%
What is the expected loss overall (p.a.)?	-0.4%	-0.9%	0.0%
What is the expected tail return (p.a.)?	-3.7%	-9.2%	0.7%
What is the chance of the capital protection barrier being hit?	4.0%	4.0%	0.0%
If the capital protection barrier is hit, what is the expected payoff	50.7%	48.8%	0.0%
On the 1 - 8 Risk scale, what is the risk rating of the Note?	5.8	6.6	4.9
On the 1 - 11 Risk scale, what is the risk rating of the Note?	5.4	8.0	3.6
What is the annualised volatility of the expected returns?	14.0%	20.8%	9.4%

[Please click here for a full description of calculations](#)

Issuer Risks

Name	MULTI Aviva,Barclays,Lloyds,HSBC		
Ratings			
Ratings Agency	S&P	Moody's	Fitch
Rating	A-	B	A
Tier 1 Capital			16.2%
Market Capitalisation (bn)			EUR 16.9
Chance of default over 12 months (Source: Bloomberg)			0.13%

Key Dates

Offer Close	05-May-2017
Strike Date	05-May-2017
Final Valuation Date	05-May-2023
Maturity Date	05-May-2023

Details

Promoter	SocGen
Issuer	MULTI Aviva,Bardays,Lloyds,HSBC
Issuer Rating (S&P)	A-
ISIN	
Format	
Tax	CGT

Key Barriers & Triggers

FTSE100

Current Index Price 

Identifying Codes

Cube Reference	#3657
ISIN	
Bloomberg	
Reuters	

IPR Disclaimer

This information has been prepared solely for information purposes and is not an offer to buy or sell or a solicitation of an offer to buy or sell any investment offered by Investment Product Research Limited (IPR).

IPR uses historical information in order to provide an illustration of how certain parameters may have performed over a defined period. This presentation may also contain certain performance data based on back-testing, i.e., calculations of the hypothetical performance of a strategy, index or asset as if it had actually existed during a defined period of time. The scenarios, simulations, development expectations and forecasts contained in this presentation are for illustrative purposes only. Capitalised terms like ExpectedReturn are based on our stresstest methodology and are therefore not forecasts - they should only be used to assess a product's ranking versus the corresponding scores for the other products listed on our site.

IPR analysis is based on or derived from information generally available to the public from sources believed to be reliable. No representation or warranty can be given with respect to the accuracy or completeness of the information. We do not undertake to update this information.

IPR and its affiliates disclaim any and all liability relating to this information, including without limitation any express or implied representations or warranties for statements contained in, and omissions from, this information. Additional information is available on request.

IPR does not give investment, tax, accounting and legal or regulatory advice and investors should consult with their professional advisers.