



## EVEN 30 Deposit Growth Plan 55 - Investec Bank Plc

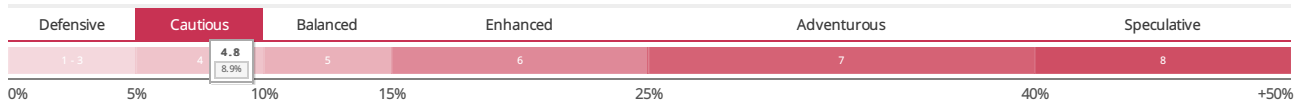
### Product Description

- Deposit
- Pays 1.1 times any growth in the index from its Initial Level. The Final Level is subject to six month daily averaging

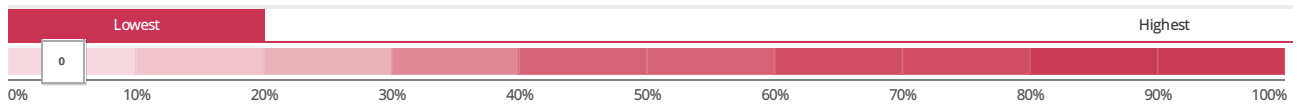
		Prices	Current Level
Underlying	EVEN30_Index	Note Bid	N/A
Product Type	Protected Participation - Upside	Note Offer	N/A

### Overview

#### IPR Risk [Volatility]



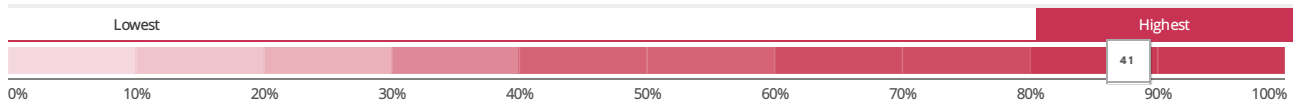
#### Chance of Loss



#### Return (Annualised)



#### Chance of Gain



### General Information

#### Wrappers

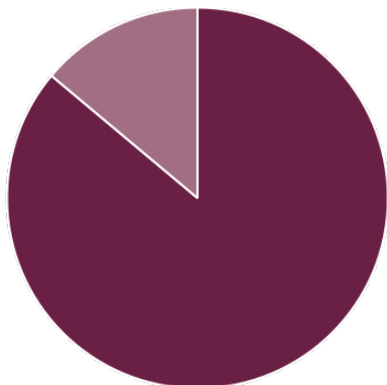
ISA	No	Target Market	Deposit
Pension	Yes	Tax treatment	Income Tax
General Investment Account		Complexity	Medium
Offshore Bond			

### Simulated Investment Outlook

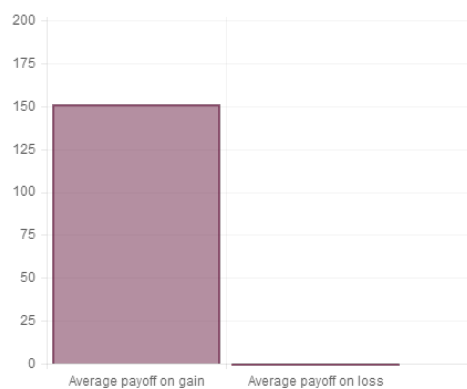
#### Expected Profit or Loss

	Simulated Probability	Historic Probability	Annualised Return	Average Payoff
Gain (excl. Red. at face value)	86.1 %	86.3 %	9.1 %	151.1 %
Loss (excl. Red. at face value)	-	-	0.0 %	-
Redemption at face value	13.9 %	-	0.0 %	100.0 %
Chance of Barrier Hit	-	-	0.0 %	-

Simulated Outcome Probability



Average Payoff



Event	Date	Level	Market		
			Probability	Payoff	Annual Return
Upside	25-Apr-2022	At or above 100.0 %	86.1 %	151.14 %	9.1 %
Redemption at Face Value	25-Apr-2022	100%	13.9 %	100.00 %	0.0 %

## Risk & Returns

### Return

	Market	Market & Issuer	Historic
Expected arithmetic return (IRR)	8.0%	7.9%	7.0%
Compound expected return (CAGR)	7.2%	7.1%	6.4%
The chance of gain is	86.1%	85.6%	86.3%
Conditional gain	9.1%	9.0%	8.0%
Expected return if there is a gain (% p.a.)	8.0%	8.0%	7.0%

### Risk

	Market	Market & Issuer	Historic
What is the chance of a loss?	0.0%	1.2%	0.0%
If there is a loss, what is the expected return?	0.0%	-1.7%	0.0%
What is the expected loss overall (p.a.)?	0.0%	-0.0%	0.0%
What is the expected tail return (p.a.)?	0.0%	-0.2%	0.0%
What is the chance of the capital protection barrier being hit?	0.0%	0.0%	0.0%
If the capital protection barrier is hit, what is the expected payoff	0.0%	0.0%	0.0%
On the 1 - 8 Risk scale, what is the risk rating of the Note?	4.8	4.8	4.6
On the 1 - 11 Risk scale, what is the risk rating of the Note?	3.4	3.5	3.0
What is the annualised volatility of the expected returns?	8.9%	9.0%	7.8%

[Please click here for a full description of calculations](#)

### Issuer Risks

Name	Investec Bank Plc		
Ratings			
Ratings Agency	S&P	Moody's	Fitch
Rating		A2	BBB
Tier 1 Capital			12.2%
Market Capitalisation (bn)			GBP 5.6
Chance of default over 12 months (Source: Bloomberg)			0.03%

## Key Dates

Offer Close	07-Apr-2017
Strike Date	24-Apr-2017
Final Valuation Date	25-Apr-2022
Maturity Date	25-Apr-2022

## Details

Promoter	Investec Bank Plc
Issuer	Investec Bank Plc
Issuer Rating (Moody)	A2
ISIN	
Format	
Tax	Income Tax

## Key Barriers & Triggers

EVEN30\_Index

Current Index Price 

## Identifying Codes

Cube Reference	#3544
ISIN	
Bloomberg	
Reuters	

## IPR Disclaimer

This information has been prepared solely for information purposes and is not an offer to buy or sell or a solicitation of an offer to buy or sell any investment offered by Investment Product Research Limited (IPR).

IPR uses historical information in order to provide an illustration of how certain parameters may have performed over a defined period. This presentation may also contain certain performance data based on back-testing, i.e., calculations of the hypothetical performance of a strategy, index or asset as if it had actually existed during a defined period of time. The scenarios, simulations, development expectations and forecasts contained in this presentation are for illustrative purposes only. Capitalised terms like ExpectedReturn are based on our stresstest methodology and are therefore not forecasts - they should only be used to assess a product's ranking versus the corresponding scores for the other products listed on our site.

IPR analysis is based on or derived from information generally available to the public from sources believed to be reliable. No representation or warranty can be given with respect to the accuracy or completeness of the information. We do not undertake to update this information.

IPR and its affiliates disclaim any and all liability relating to this information, including without limitation any express or implied representations or warranties for statements contained in, and omissions from, this information. Additional information is available on request.

IPR does not give investment, tax, accounting and legal or regulatory advice and investors should consult with their professional advisers.